

NORTHERN LAKE COUNTY QUILTERS' GUILD

THREADLINES



JULY 2024



President's Message

It really does take a village. Members from all of our neighboring communities have come together to make sure we have locations for not only our guild meetings, but also our UFO days for the rest of 2024. Under the direction of Joanne Mittelmeyer, they have not only found us places to meet, they are still looking to make sure we have the best locations possible. We are incredibly grateful for all the legwork (and email work) they have done.

As a reminder, please keep checking your emails and the website for our meeting dates, times, and locations. We truly want you to be able to attend all the meetings you are interested in.

Our search for a guild president to guide us through 2025 & 2026 is still underway. While the guild will continue on without a president, many new activities that we have been discussing will be put on hold. Whether you've been a member for 1 year or 10, everyone has something they can contribute as a guild president. Talk to your friends and fellow guild members as this is also a position that lends itself well to co-chairs.

In other news, my sewing room is overflowing with Bingo Prizes! I'm looking forward to our July 10th meeting where we'll be enjoying ice cream, mystery quilts and bingo! (I'm also looking forward to seeing the floor of my sewing room again.) Hope to see you all on the 10th!

Karen

Guild at a Glance

- July 10** Guild Meeting 6:30 – 8:30
Lake Villa Library
- July 18** Board Meeting via Zoom 7:00
- July 21** Pine Dunes Walk 10:00
Antioch
- July 27** UFO - 9:00 – 5:00
Grant Township Center
- Aug 7** Guild Meeting 6:30 – 8:30
Lake Villa Library
- Aug 17** Skill Builder & Charity Sew 9:30-3:30
Lake Villa Library
- Aug 31** UFO - 9:00 – 5:00
Grant Township Center

Mystery Quilt

Many thanks to everyone who participated in the 2024 mystery quilt fundraiser. Racks will be up to display these at our July meeting and we'll be surrounded by quilts as we play bingo and eat ice cream.

We will be creating a photo album of mystery quilts and would love you to send your photo to mystery@nlcqq.org. After the July meeting we will send out a link to the photo album so everyone can see all of the 2024 mystery quilts.



Show and Tell

The quilt racks will be used for the mystery quilts at our July meeting but that doesn't mean we will be skipping Show and Tell! Bring what you have been working on and we will end the meeting after bingo by showing and telling!

Upcoming Meeting Information

July 10 – Bingo Game Night & Ice Cream Social Mystery Quilt Display – Lake Villa Library

Enjoy yummy ice cream treats (watch those sticky fingers) while viewing our finished mystery quilts and playing Bingo! Plenty of buttons will be available as markers so no need to bring your own.

Click on this link to download instructions to make your personal bingo card:

<https://tinyurl.com/4s9y9dsk>

Don't have the stash to make a board? Don't let that stop you from attending! Pre-made paper bingo boards will be available at sign in.

August 7 – Nancy Brieschke - Every quilt has a story! – Lake Villa Library

We make quilts for a variety of reasons. Is it for a new baby, a graduation, a wedding or just because? Even if it is "just because" it does tell a story. Think about the process - where is the fabric from? How did you choose the colors? Why did you pick that design? The list goes on. Nancy's presentation will tell you the stories of her quilt making. From the early years to the present, they are all very different.

Nancy Brieschke, an accomplished quilter, has been quilting for over 50 years. Starting out as a traditional quilter she has now included modern and art quilts in her collection.

Many of Nancy's quilts have won various awards from quilt guilds and a local fair. Best of Show, Best of Show Original Designs, Best of Show Machine quilting, Viewer's Choice Award, First Place Advanced Category, Original Work Honorable Mention (National Quilting Association Juried Wall hangings), and a juried wall quilt that traveled for a year with the International Quilting Festival Celebrate Spring. Nancy has a quilt pattern registered with the Library of Congress.

September 4 – Elections!

It's time to vote!

At our September meeting we'll be casting our ballots for our next guild President, as well as voting for our favorite challenge quilts!

UFO Meetings

Mark your calendar for the next few UFO meetings! Join us to work on your unfinished objects at the Grant Township Center, 26725 W Molitor Rd., Ingleside 9:00 – 5:00 on: July 27, August 31 and September 28.

Space is limited so starting two weeks before each date, sign-up will open via email at ufo@nlcgg.org. For now, this event is open only to members. If you do sign up, and find you are not able to attend, please let us know to accommodate those on the wait list.

Bring your lunch or there is all the fast food you want in Volo, at Woodman's corner.

Link for a suggested supply packing list [here](#).

UFO is a no cost event but we are asking attendees to support the Grant Township Food Pantry by bringing donations. They are always in need of:

Canned Vegetables & Soup

Boxed Potatoes, Pasta, Cereal & Mac & Cheese

Skill Builders & Charity Sews on the move!

Due to location changes and space constraints, our skill builder classes and demos as well as our charity sews will now be combined and be their own event. Mark your calendars for:

Date: August 17th

Location: Lake Villa Library

Skill Builder: Jelly Roll Tips and Tricks from 10:00 – 12:00 (see class details on website)

Charity Sew from 1:00 – 3:30.

We will have the room from 9:30 – 3:30 and you are welcome to come sew the whole day, attend either event, or both! If room permits you can even just come and work on your own projects! Since this is our first time, please let us know you're attending by emailing: skillbuilders@nlcgg.org so we know how many to expect.

Let us know if you have any questions and we hope to see you there!

Nominations For President

I have the responsibility to our Quilt Guild to put together a ballot to elect a new president who will start in September. I am reaching out to you because I need your help.

I think we can all agree that Karen Grage has been a terrific president for our guild but it is time to pass the reigns onto a new president. She has taken on many jobs as president and recently reminded us that the new president doesn't have to do everything that she has been doing.

According to our by-laws, the duties of the president include the following:

PRESIDENT

1. Conducts regular meetings
2. Conducts Board meetings, as needed
3. Coordinates committee meetings, as needed
4. Performs other duties as required

We already have a strong committee base, so this job will require good communication skills and a great sense of time management.

This is how you can help. I am looking for nominations for this position. That could be yourself or someone that you think fits the bill so to speak.

Please let me know who I can reach out to regarding their nomination.

Most grateful,
Pat Giovacchini
847-471-1042
patgio26@gmail.com

Round Robin Quilt


Remember Your Round Robin!

For those signed up, bring the bag you received in June to our July meeting and pass it on to the next person on the tag.



If you are unable to attend, contact your recipient or Cathy at cathyb1810@gmail.com to coordinate the hand off.

Block of the Month – July



Can you believe only two more Blocks!!!!????? Please enjoy this fun and easy Windmill Block!

Note: Block of the month ends in August.

Block of the Month 2025

Quilt Maker's Sampler

The 12-month sampler blocks are suitable for beginners as well as experienced quilters. There will be a variety of designs incorporating piecing, paper piecing and some applique. Several blocks may be familiar, and a few may not be. It is a journey we will be taking together.

Two color choices – Scrappy whatever you pick OR Scrappy Christmas. Please do not mix Christmas with Scrappy whatever. Use the same background fabric throughout the blocks.

The blocks will be 8" finished. With a border of 4", the finished size could be: Vertical – 35" x 44.5" or Horizontal – 44.5" x 35".

Instructions in September will be included to make the blocks smaller or larger. You may certainly change the size of the border and sashing sizes if you wish. Sashing is also included within the quilt which is 1.5" wide included in the sizes listed.

SIGN UP BEGINS AT THE JULY 10TH meeting and the cost is \$10 for the year. The first 2 blocks will go out September 1st and one the first of every month after. The month of September you will receive 2 easy block patterns. Then in September 2025 you will have completed all 12 for your quilt.

Each month, you will receive the block and a printout of the pattern. Your finished block will be brought to the following meeting for show and tell!

I hope you enjoy our journey making a different traditional sampler quilt.


Nancy Brieschke
bom@nlcwg.org

Charity Corner

The response to our Charity Quilt Challenge has been overwhelmingly wonderful! Thank you to all who are participating. I'm sure the recipients will feel our joy, as well as the physical comfort under our quilts. The quilts will be displayed for voting at our September meeting and prizes will be awarded!

A number of us have chosen to sew more than one. That's great to comfort more people! (and to use our stash) For our Challenge voting purposes, there can be only one entry per person. Pick your favorite to be the official Challenge entry; the others will be displayed separately.

Speaking of displaying quilts – we could use your help. Do you have any old skirt hangers in the corner of your closet just hanging around? Please consider donating them to our guild. Features must include working clips and a swivel hook. Bring them to our July meeting so we can hang as many of our Mystery quilts as possible.



Thanks for all you do to comfort our community,
Roberta & Dawn

What to do with your leftover half square triangles?

If you are making the challenge charity quilt, there will be many leftover half square triangles. Here is a suggestion for their use. Take four of the squares and sew them together in a pattern that appeals to you. This will produce a 9 inch block you can use to make a potholder. The charity committee is making items to sell next year at a boutique.



Take the 9 inch block, another 9 inch block or 9 inch square of coordinating fabric, and place them right sides together. Add a 9 inch square of batting and a 9 inch square of Insulbrite interfacing (which stops heat from

transferring) to the two pieces of fabric and sew around the outside, leaving an 3-4 inch opening for turning. Turn the fabric to the right side, close the opening and stitch a ¼ inch top stitch around the perimeter. Stitch in the ditch within the potholder to provide stabilizing quilting to the potholder.

There will be 9 inch squares of the Insulbrite interfacing available for your use in the charity potholders at the next guild meeting on July 10th.

Questions about Charity? Email charity@nlcgg.org.

Quilt Donation to Antioch Chamber of Commerce

The Simplistic Elegance quilt was delivered to the Antioch Chamber of Commerce and.. drum roll please..., they loved it! For anyone wishing to purchase raffle tickets, they will be available on Saturday July 20th from noon to 10:00 p.m. at the Antioch Taste of Summer. The drawing will be held on the 21st and the winner called. Tickets are \$5 each or 5 for \$20 and the sale will support their wide-array of community events.

A big heartfelt thanks to everyone who helped finish this beautiful quilt!



Feed my Starving Children

If you are not familiar with Feed My Starving Children you can find them at [FMSC.org](https://www.fmssc.org). The basic concept is you volunteer for a 1.5-hour time slot. There are sitting jobs where you put labels on the bags. The standing jobs involve adding dry ingredients to a plastic bag which is weighed and sealed.

We have scheduled 2 dates with different time slots and have reserved 15 time slots for each day. We can add or decrease this number as needed. These volunteer events will occur as long as I have at least one other volunteer. Feel free to invite friends, family/spouse, children over 6.

Each event has a JOIN CODE that you can add or remove your name/others who will attend with you. There will be a signup sheet at the July & August meetings. We can meet for lunch before or after if anyone is interested.

Address: 742 East Park Ave, Libertyville.

July

Friday, July 26 from 2pm to 3:35

Join code NKV5BV

August

Saturday, August 10 from 11:30 to 1:15

Join Code NKV5BV

Email Ruby Hall at roadtrip@nlcgg.org with any questions.

Sit 'N Sew for Project Linus

On the third Monday of each month, the Gloria Dei Church in Northbrook opens its doors for those who would like to sew for Project Linus. Quilters can bring their own equipment and projects or work on the ones available. You can check out the details here

<https://www.projectlinuschicago.com/events> or contact Karen at jkgrage84@gmail.com. Hope to see you there!



Upcoming County & State Fairs

The season of county fairs is upon us. The deadlines for registering a quilt for exhibition is as follows:

Lake County is July 7, 2024

McHenry County is July 14, 2024

Kenosha County is July 26, 2024

Walworth County is August 8, 2024

Most of these can be done online.

Attached is a link regarding quilt entries and contests at the State and County fairs.

List of fairs and general information is [here](#).

Ornament of the Month

We will have ornament examples and supplies at the August meeting to decorate our second tree.

Questions? Contact Gail or Dung at

ornaments@nlcgg.org.

Let Nature Inspire Your Next Quilt!

Join fellow guild members for the third of four seasonal walks!

Date: Sunday, July 21st

Time: 10:00am

Place: Pine Dunes Forest Preserve (42909 Hunt Club Road) in Antioch.

No fee, no registration and open to guild members, family and friends! We will be walking

the preserve in

January, April, July and October to

experience the different seasons within the same area. Pine Dunes offers a 2.2 mile circular gravel trail with three scenic overlooks that promise amazing views. The walk will kick off promptly at 10:00am so plan to be there a little earlier to join the group. We will walk the trail clockwise so if you get delayed, you'll be able to catch up with us. Any questions, contact president@nlcgg.org.



Photo Album of June Meeting

Link to the album is [here](#).

Swapping the Advent Box

This Christmas we are swapping out the Advent box for a Santa Swap. Swappers will fill a shirt sized gift box with a main swap item, then fill the rest of the box with handmade and other Christmas goodies.

This year the main swap item will be a Holiday/Winter table runner. Table runners should be at least 12 inches by 36 inches and be winter or holiday themed. (We request no 10-minute runners.) Fill the rest of the box with goodies to a 20.00 minimum. Examples of swap box stuffers could include:

fat quarters, fancy pins, thimbles, rug mugs, thread, zipper pulls, zipper pouches, holiday candy, and hot cocoa. Boxes will be exchanged at the Guild Christmas Party.

Now is the time to start planning for the Christmas Swap. We will have a sign up starting in September. If you have a question, please contact Cathy Warchal @ Library@nlcgg.org

Wool Applique Group

Wool Applique meetings will resume in the fall. Contact Carolyn at woolgroup@nlcgg.org or 847.373.3307 (leave a msg if no answer) with any questions.

Pledge To Complete Those UFOs!

Join our 2024 UFO (Unfinished Objects) Challenge by pledging to finish some of these up!

For this challenge, you complete one UFO every other month (or monthly for those who are truly motivated). Upon sign up, you will receive a form to list the UFOs you plan to finish in 2024. Fill out your form and present your progress during Show & Tell. Results will be announced at the November meeting.

If interested, contact Joanne at: UFOchallenge@NLCQG.org. You will receive the UFO form with complete instructions. A \$5 participation fee is being asked to fund prizes.



Book Review by Nann Hilyard

THE LOST ART OF DRESS

Linda Przybyszewski

Nowadays clothing is cheap, plentiful, and ephemeral: wear it for a season and get something new. That was not the case a century ago. Up until the 1950's, whether they sewed their clothing, had it sewn for them, or bought ready-to-wear, American women's wardrobes spanned seasons and years.

Linda Przybyszewski tells the story of the Dress Doctors, the pioneering home economists who advised generations of American women how to get from fashion (what designers proposed) to style (adaption to suit the individual). What neckline flatters a round, oval, or heart-shaped face? Update a plain wool dress by changing the collar and cuffs! Foundation garments can make all the difference. Construction details--plackets and pleats, matching plaids and finished seams--are noticeable. There was a distinct difference between clothing for girls and teens and clothing for adult women, and fashion favored the latter.

The era of the Dress Doctors ended in the 1960's when mod and youthful became the keywords, with fashions designed for Twiggy-thin bodies. Przybyszewski acknowledges that current fashion has convenience but she encourages less-is-more and quality over quantity.

If only all scholarly books were written with such spriteliness! If you are interested in women's history, home economics, or the evolution of fashion design, add this to your must-read list.

P.S. Kudos to Przybyszewski for writing: "If you cannot walk more than a block in your shoes, they are not shoes; they are pretty sculptures that you happen to have attached to your feet. You could hang them from your wrists for all the good they are doing you in terms of locomotion. Better to put them on a shelf and admire them from afar."

Carpool Coordination

Looking for a ride to guild events? Willing to give rides to other guild members? Contact Vickie at carpools@nlcgg.org.

Upcoming Quilt Events

Wisconsin Museum of Quilts & Fiber Arts 25 Million Stitches: One Stitch, One Refugee



(March 1–July 28, 2024)
25 Million Stitches: One Stitch, One Refugee is an artistic statement from the international community about human displacement, immigration, and solidarity. Building this physical

representation of this statistic required participation from 2,300 stitchers from 37 countries, all 50 U.S. states.

<https://www.wiquiltmuseum.com/current-exhibits>

Get a preview of the exhibit here:

[youtube.com/watch?v=JMZYWNlydHg](https://www.youtube.com/watch?v=JMZYWNlydHg)

Shop Till You Drop!

Nancy J Fabrics is offering a venue with 26 Quilt Shops for your shopping pleasure in Wabash, In.

Dates are July 19-20. See linked flyer for details [here](#).

Muskegon Museum of Art Quilts: The Artistry of Home

June 6 through September 29, 2024



Quilts: The Artistry of Home showcases a selection of quilts from the Michigan State University Collection that were made during the early 20th century, with a focus on the era of the Great Depression.

<https://muskegonartmuseum.org/exhibitions/>



Lutherdale Fest Quilt Auction

Over 250 Quilts To Bid On!
August 10, 9:00 – 3:00

<https://www.lutherdale.org/quilt-auction>

Interesting Quilting Links

Explorations in Quilting:
Check Out These American Quilt Museums

<https://tinyurl.com/446twzzf>



Quilting With Your Embroidery Machine

See how to turn your embroidery machine into a quilting machine with Nancy Zieman and guest, Eileen Roche, embroidery specialist. Nancy and Eileen show how the traditional way of quilting



can be revolutionized, letting the computerized machine do the tricky stitching.

<https://tinyurl.com/th5pwj23>

Creativebug Quilting Classes

Many libraries allow you to have an account with creativebug through their system. Not only are there countless crafting classes, if you search under quilting, over 1000 options pop up. Explore here: <https://www.creativebug.com/search/results?query=quilting>




New in July, the Woven Star Quilt Block!

Sewing Machine Techno

You didn't have to tell us they were melodious

[youtube.com/shorts/81C4n6K0jy4](https://www.youtube.com/shorts/81C4n6K0jy4)



.. do you have a link you'd like to share with the guild? Send it to newsletter@nlcgg.org

Board Meetings

Would you like to be more involved? Have a greater input on what is happening in the guild? Come to our board meeting! All members are invited and you don't even need to leave your easy chair. Board meetings are held each month on the Thursday of the week following the guild meeting via zoom. Zoom links are emailed to all members.

* **The July Board Meeting will be July 18.**

NLCQG Library

Rulers, MSQC Block magazine and more! Check out the ruler list. We have 77 rulers from the large 20" Dresdens to tiny templates for tiny quilts. We have several Flying geese rulers in different sizes. Need to cut scallops? There is a ruler for that. Take a peek at the Updated Missouri Star Block books and grab a new ruler to make something beautiful.

Need help cutting binding? We have Accquilt dies to cut 1.5, 2.5 and 3.5 dies to cut accurate strips. Doing a rag quilt? There is a die for that. Cut up to (6) 8.5" squares at a time, rag cuts included. Don't have a cutter? We do have 1 hand die cutter to lend out.

Ruler, Block magazine, and Accuquilt lists can be found on the NLCQG site. To borrow contact:

library@nlcgg.org

Books

Books owned by the guild:

[goodreads.com/review/list/96787411](https://www.goodreads.com/review/list/96787411)

Block Magazine

nlcgg.org/wp-content/uploads/2024/01/MSQC-Block-Magazine.pdf

Rulers

Rulers (or ruler sets) owned by guild:

nlcgg.org/wp-content/uploads/2024/03/Rulers-3-24.pdf

Patterns For Templates

nlcgg.org/wp-content/uploads/2024/01/Patterns-with-Templates.pdf

Accuquilt Dies

Dies owned by the guild:

nlcgg.org/wp-content/uploads/2024/03/Accquilt-3-24.pdf

Have something to sell?

Our guild is now offering free newsletter space for members to sell quilt related items. If you are interested, please send your name, a picture of your item(s), a description and what is included (if applicable), price, and your contact information (phone and/or email) to newsletter@nlcgg.org.

Membership

Current membership is at 80.

Any changes, contact membership@nlcgg.org.

Sunshine Notes

We hope everyone is well. If you hear of anyone experiencing a difficult time or who needs special cheering up, please contact Nancy Taylor, our Sunshine Coordinator. sunshine@nlcgg.org



July Birthdays



Join us in wishing the following guild members a Happy Birthday this month!

Carol Kujawinski

Sharlene Snellman

Dawn Wiltberger

All of our birthday quilters get to choose a fabric yard from our fabric basket!

Dear Jane

Interested in completing a Dear Jane quilt? This group meets monthly to look at everyone's progress, discuss options on how to sew the blocks, and to give encouragement. Free to join at any time. Questions? dearjane@nlcgg.org.



NLCQG Meeting 6/5/2024

Meeting began at 7:02 P. M.

Karen Welcomed members and guests

- Minutes from the May meeting were approved by Laura Tritschler and Jonnie Staggs
- Membership reported that we have 80 members and had 3 guests this evening
- The Treasurer reported that as of May 31st the balance was \$10,321.87
- Newsletter had nothing new to report
- Karen announced that the next Board meeting will be June 13th at 7:00 P.M. all are invited
- The Township Center up-date by Joanne Mittelmyer
 - This is our last meeting at this location
 - The July and August Meeting will be at the Lake Villa Library starting at 6:30 P.M.
 - The September, November and December meeting are still being confirmed and should be finalized by July 1st
 - Check the Website and Newsletter for up-dates
 - The October meeting will be at the Gurnee Village Hall See website for times
- UFO meetings July through December will be at the Grant Township building in Ingleside
 - See the newsletter and website for up-dates and times
- The September election reported that Sharon Wick has volunteered to be a Co-President
 - Please contact the Committee for other candidate ideas
- The July meeting
 - The Lake Villa Library meeting starts at 6:30 P.M.
 - The Mystery Quilts will be displayed
 - There will also be Ice Cream and Bingo
 - There is no need to bring buttons to play bingo
 - There will be paper game boards available at the meeting
- Cathy announced the start of Round Robin
 - Eleven members showed their first blocks
- Outside Activities
 - All activities are listed on the website
 - June 13th is the first Feed My starving Children event
 - Please sign up so they know how many participants would attend
- Programs
 - Michael announced Programs in January and February
 - Please see the newsletter for up-dates
- We had a Raffle Quilt from Illinois Quilters Inc on display tonight
- There was an announcement and display of a quilt we will donate to the Antioch Chamber of Commerce to raffle
 - The Guild tree won 3rd place at last year's Kringle Market
 - We are taking another Tree at the Kringle Market to display
 - The guild is making ornaments to decorate the second tree
- Karen announced that the kits for the UFO demo Electrify your quilt are still available
- Charity
 - Many Thanks to members who helped with the Charity sew in events
 - Tonight was the last day to turn the batik rip projects
- Boutique news
 - Kits for bowl cozies and coffee sleeves were available
 - Patterns are on the website
- Library reported on new rulers and books that are available
- The Wool Applique group is taking a break this summer
- The Dear Jane facebook group has almost 1,200 participants
- Block of the month group displayed the most recent blocks
- Birthday fat quarters were passed out
- Vickie Hodge presentation was well received
- Show and tell
- Meeting ended at 8:50 P.M.

Board Members – 2023-24 NLCQG


President	Karen Grage	president@nlcgg.org
Vice President	Pat Giovacchini	vicepresident@nlcgg.org
Treasurer	Dung Le	treasurer@nlcgg.org
Secretary	Nancy O'Connor	secretary@nlcgg.org
Membership	Jeanne Wetherbee	membership@nlcgg.org
Programs	Michael Nardi & Cathy Brusky	programs@nlcgg.org
Newsletter	Gail Johnson & Heidi Johnson	newsletter@nlcgg.org

Committee Chairs - 2023-24 NLCQG

Block of the Month	Michael Nardi	bom@nlcgg.org
Charity Quilts	Roberta Alexander & Dawn Wiltberger	charity@nlcgg.org
Guild Historian	Cindy Schilling	historian@nlcgg.org
Facebook Admin	Ellen Hodge	facebook@nlcgg.org
Librarian	Cathy Warchal	library@nlcgg.org
Opportunity Quilt	Sharon Wick	opportunity@nlcgg.org
Ornament	Dung Le & Gail Johnson	ornaments@nlcgg.org
Sunshine	Nancy Taylor	sunshine@nlcgg.org
UFO	Madelyn Anderson	ufo@nlcgg.org
Webmaster	Joanne Mittelmeyer	webmaster@nlcgg.org
Zoom Tech	Karen Grage	zoomtech@nlcgg.org
Dear Jane Quilt	Donna Lechowicz & Kathy Gorski	dearjane@nlcgg.org



Northern Lake County Quilters Guild
Antioch, IL 60002



Website: <http://www.nlcgg.org>

Facebook page: <https://www.facebook.com/NLCQG>

Friends of NLCQG Facebook page: <https://www.facebook.com/groups/208197212878063>

NLCQG Mission: To Promote the Art and Education of Quilting